

Features

- 7-1/2" (191 mm) nondiverter bath spout with NPT connection.
- Coordinates with Alteo faucets, accessories, and showering components to complete your bathroom.

Material

- KOHLER finishes resist corrosion and tarnishing.
- Premium metal construction for durability and reliability.

Installation

- Wall-mount.
- NPT connection.

Recommended Products/Accessories

K-23723 Faucet cleaner



Codes/Standards




ASME A112.18.1/CSA B125.1

KOHLER® Faucet Lifetime Limited Warranty

See website for detailed warranty information.

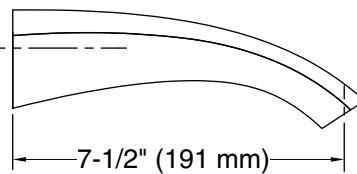
Available Colors/Finishes

Color tiles intended for reference only.

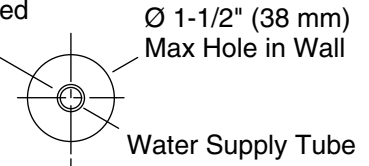
Color	Code	Description
	CP	Polished Chrome
	BN	Vibrant® Brushed Nickel
	2BZ	Oil-Rubbed Bronze

For slip-fit spout, 5/8" OD tube must extend 4-3/4" (121 mm) beyond finished wall.

For threaded spout, 1/2" NPT pipe must extend 4-3/4" (121 mm) beyond finished wall.



Water supply tube must be centered with the hole.



Technical Information

All product dimensions are nominal.

Notes

Install this product according to the installation guide.